





How to clean PG collets and holders

REGO-FIX



Steps

- 1) Insert cleaning paper into the slot filling the entire slot width and insuring that the paper is fully seated.
- 2) Wrap paper over and around the taper cleaner.
- 3) Holder paper with thumb
- 4) Clean the ID of all new holders to remove the preservative using Simple Green or an oil soluble cleaner. Then insert the taper cleaner fully into the collet cavity of the tool holder and turn to wipe clean.
- 5) Remove all grease and preservatives from teh cutting tool by using Simple Green or by using a degreasing tub filled with clean, oil soluble solvent.
- 6) Remove all grease and preservatives from the collet by using Simple Green or by using a de-greasing tub filled with clean, oil soluble solvent.
- 7) Assemble tool.

REGO-FIX Tool Corporation

7752 Moller Road
Indianapolis, IN 46268 USA
Toll Free: 800.999.7346
Phone: 317.870.5959
Fax: 317.870.5955

info@rego-fix.com / www.rego-fix.com